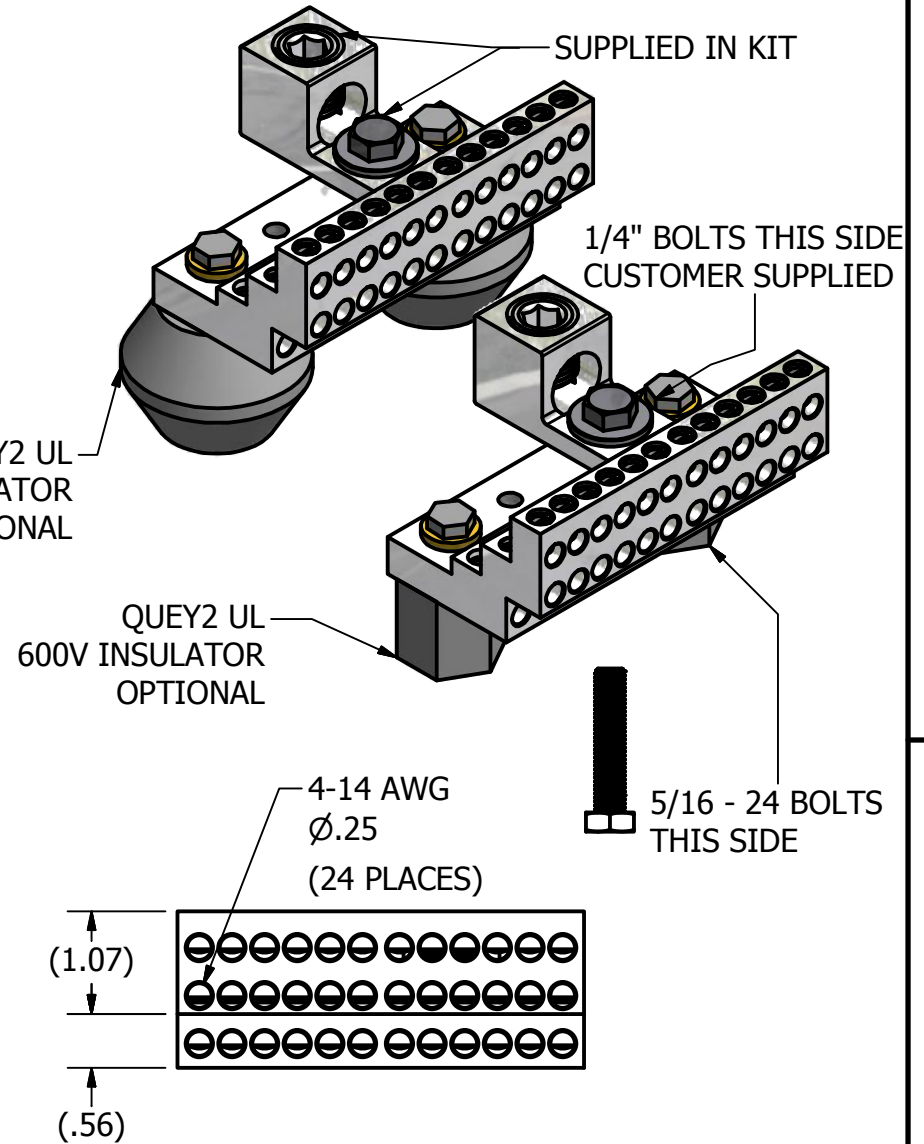
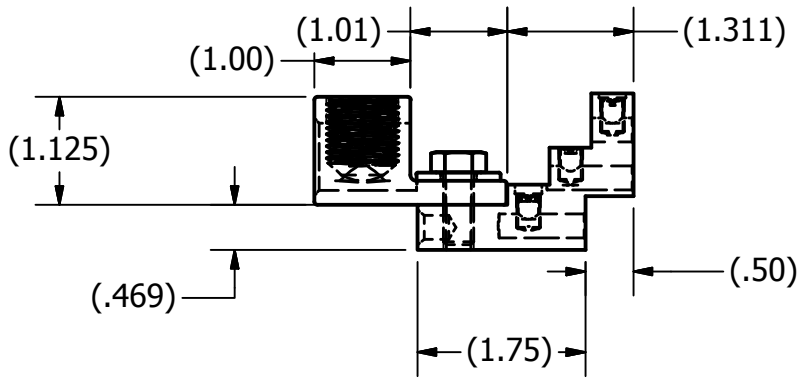
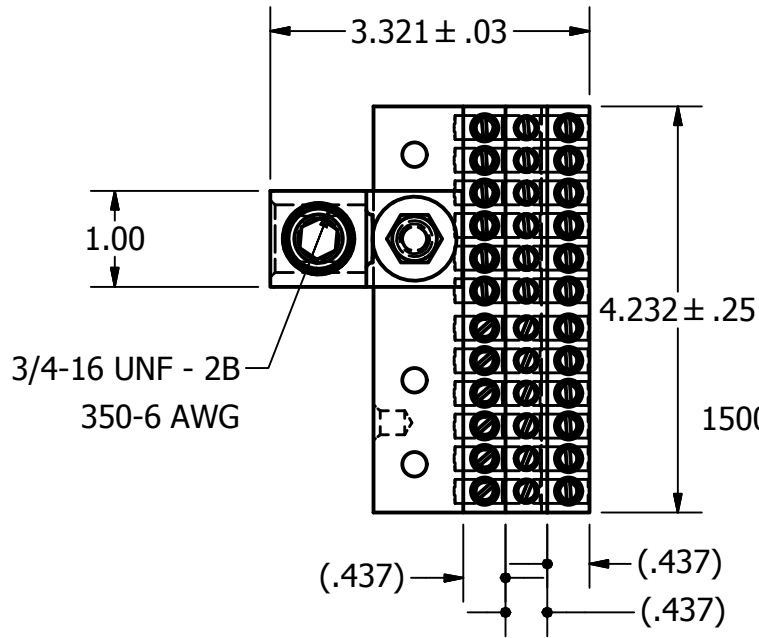


NOT FOR USE WHERE FAILURE CREATES A HAZARD TO HUMAN HEALTH OR SAFETY. ALL PRODUCTS ARE SUBJECT TO THIS FULL DISCLAIMER: <http://www.ihconnectors.com/disclaimer.html>

FOR FURTHER INFORMATION ON THE PROPER USE OF THIS PRODUCT IN SPECIFIC APPLICATIONS SEE <http://www.ihconnectors.com/GuideToFlexibleFineStrandedWireCableMechanicalLugsFAQ.html>

<http://www.ihconnectors.com/Technical-Data-Installation.htm>



B.O.M.		
QUANTITY	PART	DESCRIPTION
1	36S4-3	36 X 4 -14 AWG UL LISTED, CSA
1	S350	350-6 AWG UL LISTED, CSA
1	5/16-24	HEX CAP BOLT AND WASHER

NOTE: INSULATING STANDOFFS AND MOUNTING FASTENERS SOLD SEPARATELY

THIS DRAWING AND DESIGN ARE THE PROPERTY OF INTERNATIONAL HYDRAULICS, INC., CLEVELAND, OHIO, AND MAY NOT BE DUPLICATED, USED FOR THE BASIS OF DESIGN OR MANUFACTURE WITHOUT THE WRITTEN PERMISSION OF INTERNATIONAL HYDRAULICS, INC., CLEVELAND, OHIO.		INTERNATIONAL HYDRAULICS, INC.		
GENERAL TOLERANCES ±.015 (+0.038)		TITLE: 36S4-3/S350-KIT (SALES) CONNECTOR		
MATERIAL: 6061-T6	SIZE: 1/2	DRAWN BY: FJB	DWG NO.:	REV:
FINISH: TIN PLATE EMS	DATE: 6/12/14	36S4-3/S350-KIT		
IHI CONNECTORS				