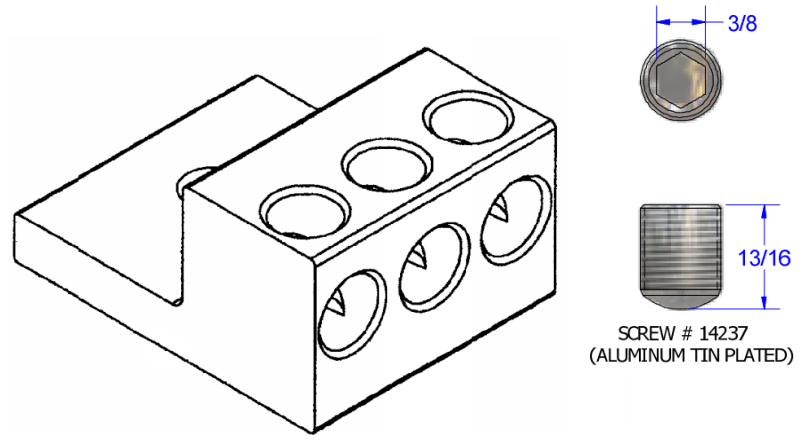
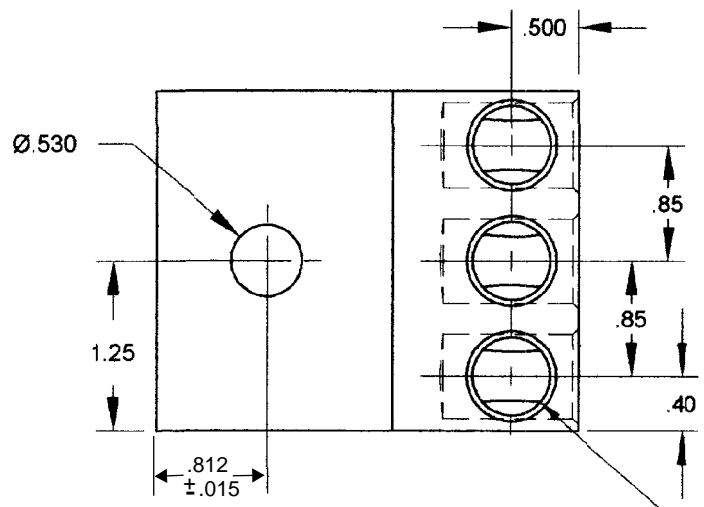


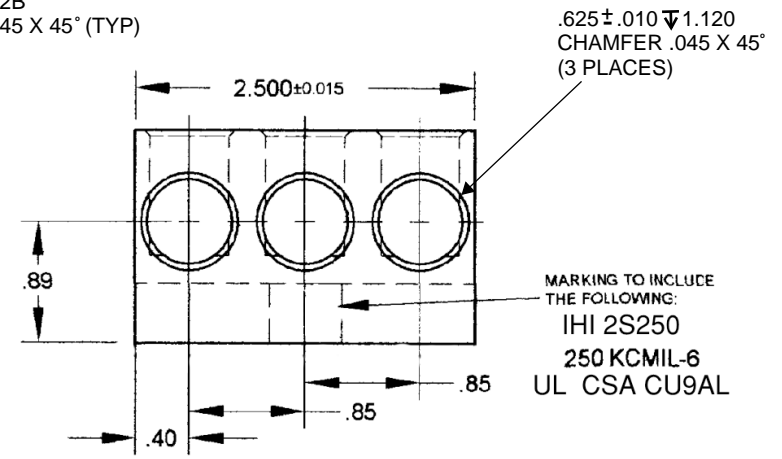
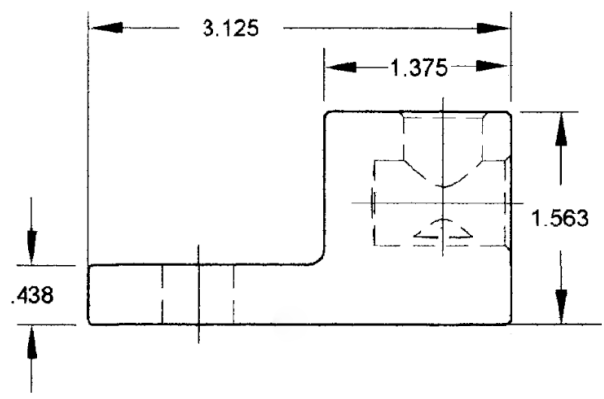
NOT FOR USE WHERE FAILURE CREATES A HAZARD TO HUMAN HEALTH OR SAFETY. ALL PRODUCTS ARE SUBJECT TO THIS FULL DISCLAIMER: <http://www.ihiconnectors.com/disclaimer.html>
 FOR FURTHER INFORMATION ON THE PROPER USE OF THIS PRODUCT IN SPECIFIC APPLICATIONS SEE <http://www.ihiconnectors.com/GuideToFlexibleFineStrandedWireCableMechanicalLugsFAQ.html>

<http://www.ihiconnectors.com/Technical-Data-Installation.htm>

#	DESCRIPTION	DATE	APPROVED



.578
 5/8-18 UNF - 2B
 CHAMFER .045 X 45° (TYP)
 (3 PLACES)



DIM IN THIS VIEW FOR REF. ONLY

THIS DRAWING AND DESIGN ARE THE PROPERTY OF INTERNATIONAL HYDRAULICS INC., CLEVELAND, OHIO, AND MAY NOT BE DUPLICATED, USED FOR BASIS OF DESIGN OR MANUFACTURE WITHOUT THE WRITTEN PERMISSION OF INTERNATIONAL HYDRAULICS INC., CLEVELAND, OHIO.

INTERNATIONAL HYDRAULICS, INC.

GENERAL TOLERANCES
 ±.015 (±0.038)

TITLE:
3S250-53-81
connector

MATERIAL: 6061-T6
 X23600

SIZE: DRAWN BY:
 TDS

CHECKED BY: REV:
 XX DRAWING: 3S250-53-81

FINISH: TIN PLATE

DATE:
 3/13/2018

SCALE: THIS IS A CAD DRAWING, DO NOT MANUALLY REVISE